



District Report Card: 2017


State: Kerala	District: Kasaragod
Class: 3	Subject: Language
Schools: 61	Students: 1211


Participation/Coverage


Students

GENDER 	Boys		Girls	
	Number	%	Number	%
	658	54.34	553	45.66

AREA 	Rural		Urban	
	Number	%	Number	%
	1043	86.13	168	13.87

CATEGORY 	SC		ST		OBC		GEN	
	Number	%	Number	%	Number	%	Number	%
	49	4.05	109	9.00	932	76.96	121	9.99

CWSN 	LD	VI	HI	S&LD	ID	Oth
	2	0	1	0	2	2

Management 	Government		Government-aided	
	Number	%	Number	%
	656	54.17	555	45.83

Average Performance of Students in Language (%)

Overall	Gender		Area		Management		Social Group			
	Male	Female	Rural	Urban	Govt.	Aided	SC	ST	OBC	GEN
64.75	62.58	67.33	65.25	61.63	66.02	63.26	67.62	61.59	63.93	72.73

Performance on Learning Outcomes (LOs)

Learning Outcomes	Description	Average Performance(%)
L304	Reads small texts with comprehension i.e., identifies main ideas, details, sequence and draws conclusions	63.90
L312	Reads printed scripts on the classroom walls: poems, posters, charts etc.	66.46

Range of Performance of Students who Answered Correctly							
Below 30%		30% - 50%		50% - 75%		Above 75%	
Number	%	Number	%	Number	%	Number	%
97	8.01	230	18.99	494	40.79	390	32.20

Lowest Performing Learning Outcomes (LOs)

- 1 - Reads small texts with comprehension i.e., identifies main ideas, details, sequence and draws conclusions (63.90)
- 2 - Reads printed scripts on the classroom walls: poems, posters, charts etc. (66.46)